




How Omnichannel Order Fulfilment Works

Making E-Commerce Flow



Step 1

A large, stylized white shopping bag icon with a black outline and a white handle, centered on the slide. The bag is filled with a light gray color, and the text is overlaid on it.

**You create, market and
sell your products**

Step 2



**Send your products direct
to Sprint Logistics**

Step 3



**Integrate all your
marketplace channels by
joining BOLT**



TM

Step 4

**We receive your products
and perform a
quality/quantity check**



Step 5



**Your order begin to send
to Sprint Logistics**

Step 6

**Your order fulfilment begins –
picked, packed and customised to
your requirements**

Step 7



We get you access to the best shipping rates with the worlds most trusted carriers.



Step 8

An email and tracking number are sent directly to you

Step 9



A happy customer received your products in time



Step 10



Manage returns easily

Step 11

**Manage your inventory with
real time data using BOLT**

TM